

























































Burr Elementary School Ventilation Summary							
Room Designation	Ventilation Equipment Type	Minimum Fresh Air Required (CFM) ¹	Measured Fresh Air (CFM)	Room Ventilation Status at 50% Occupancy	Room Ventilation Status at 100% Occupancy	Nominal Occupancy Supported by Measured Fresh Air	Notes
Classroom 1	Unit Vent	355	400			29	
Classroom 2	Unit Vent	385	389			27	
Classroom 3	Unit Vent	385	400			28	
Room 4	Unit Vent	120	139			10	
Classroom 5	Unit Vent	385	470			34	
Room 6	Unit Vent	225	344			29	
Classroom 7	Unit Vent	325	390			29	
Classroom 8	Unit Vent	355	385			27	
Classroom 9	Unit Vent	360	400			28	
Classroom 10	Unit Vent	340	390			28	
Classroom 11	Unit Vent	340	386			28	
Classroom 12	Unit Vent	360	385			27	
Classroom 13	Unit Vent	340	390			28	
Classroom 14	Unit Vent	315	452			35	
Library - 15	Unit Vent	215	300			30	
Art Room 16	Unit Vent	320	668			52	
Classroom 17	Unit Vent	385	400			28	
Classroom 18	Unit Vent	370	390			27	
Classroom 19	Unit Vent	340	368			26	
Classroom 20	Unit Vent	395	400			26	
Classroom 21	Unit Vent	375	400			28	
Classroom 22	Rooftop Unit	485	500			36	
Classroom 23	Rooftop Unit	485	1200			107	
Music /Exercise	AHU	715	727			33	
Admin Suite	Unit Vent	90	308			52	
Nurse	Unit Vent	50	52			9	
Café	AHU	3190	4930			575	
Gym	AHU	1190	1214			77	

1. Air flow calculated using ASHRAE 62.1 and the International Mechanical Code default values for fully occupied spaces.