


Early Morning Program Registration through MySchoolBucks

Please note: No payment is required at the time of registration for the 2020-2021 school year. Invoices will be sent in October with payment options.

- To begin registration go to MySchoolBucks.com or download the mobile App
- Login with your account if you already have one (i.e. if you used it to purchase school meals).

- If you do not have an account, click on **Sign Up** button 
 - On the Sign up page select Massachusetts for the state, and when prompted for the district select **Newton Public Schools** as the school district and complete your Sign up information.
 - IMPORTANT** once you set up your account, make sure to click on **Continue to Add A Student**, or you can add your students at a later time under your profile.
 - If you are not able to find and add your child, please contact us at 617-559-9025.

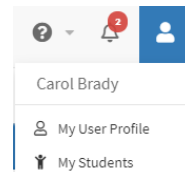
Your user profile was created successfully. A welcome email has been sent to your inbox. Now let's add a student...




Continue to Add A Student

Skip this step, I'll do it later

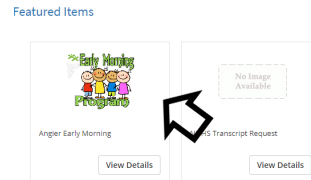
- If you already have an account, double check that all of your students who you plan to register for transportation are assigned to your account. To do so, click on the profile and select **My Students** and use the Add Student button to add anyone missing.



- Once you have logged in, click on the **Elementary School Fee's** link to begin the registration. Alternatively, under the **School Store dropdown** at the top, select "Browse All items"

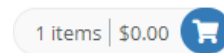


4. You will see all Elementary Fee Products available for your family based on the schools your children attend. Select the Early Morning Product for your students' school. **If you do not see any products listed, the program has reached full capacity.**



5. Once you select the appropriate product from above, complete the form.

Note: If you are signing up more than one student, use the “**Add to Basket**” option to add additional students and then click on the cart to begin the checkout process.



6. Within the Place Store Order page, review the product(s) you have selected and complete the transaction.
7. Once the order is successfully placed, a confirmation page will appear.

If you have questions please contact us at 617-559-9025. Please allow extra time for calls to be returned.