







NPS Environmental Management Program

Classroom Poster

<p>Pest Sightings - fill out pest sighting form located in IPM Notebook in Main Office, and report to head custodian.</p>	
<p>Food in Classroom – when possible, do not bring or store food in the classroom. If you must have food, seal it in plastic containers, restrict eating areas (no eating on rug) and clean-up food and spills immediately.</p>	
<p>Ventilation System in the Room - Maintain a three foot clearance space around any mechanism in your classroom that brings in or removes air or heat from the room (univentilator, air supply, and air return).</p>	
<p>Plants and Animals - No plants and animals should be in rooms where students have documented or suspected allergies and asthma. If you do have them, locate them away from the air supply grates, air returns and unit ventilators to prevent their byproducts from being circulated throughout the room and building. Clean cages and drip pans regularly.</p>	
<p>Health Reactions - be aware of and report student and staff health reactions to allergens, products, air quality, etc. to the school nurse.</p>	
<p>Classroom Cleaners - Use only the “green” cleaner supplied by NPS and approved for classroom use. Spray cleaner into the cloth, (not air) and then wipe. Store in a secured place in an upright position.</p>	
<p>Recycling – Use those blue and green recycling bins!!</p>	