

NEWTON PUBLIC SCHOOLS

High School Start Time Working Group

Student Survey December 2015

Student Survey Results Brief #1 – January 25, 2016

Response Rates

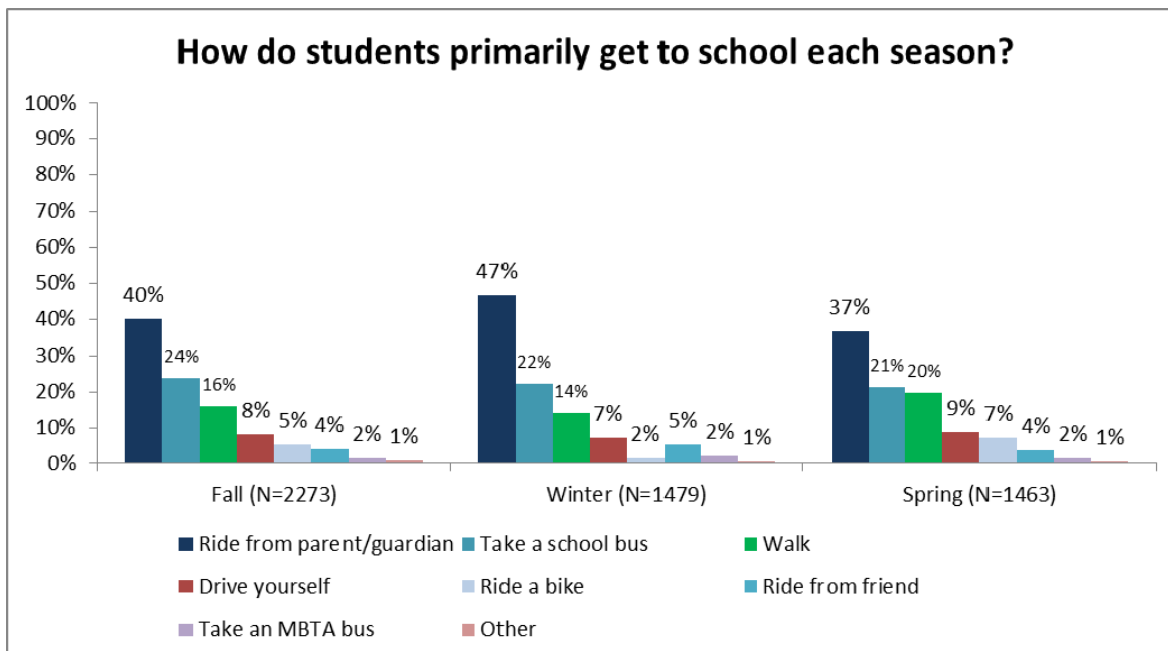
- ▶ Overall response rate of 58.8%
 - ▶ North: 64.9%
 - ▶ South: 51.6%

Response rates by school and grade			
Grade	North	South	High Schools
9	77%	66%	72%
10	77%	56%	67%
11	77%	54%	66%
12	32%	30%	31%

- ▶ Response rates mirror distribution of race/ethnicity, ELL status, and low income status for enrolled students at each school

Feedback from Students: Current Conditions

Transportation to school:

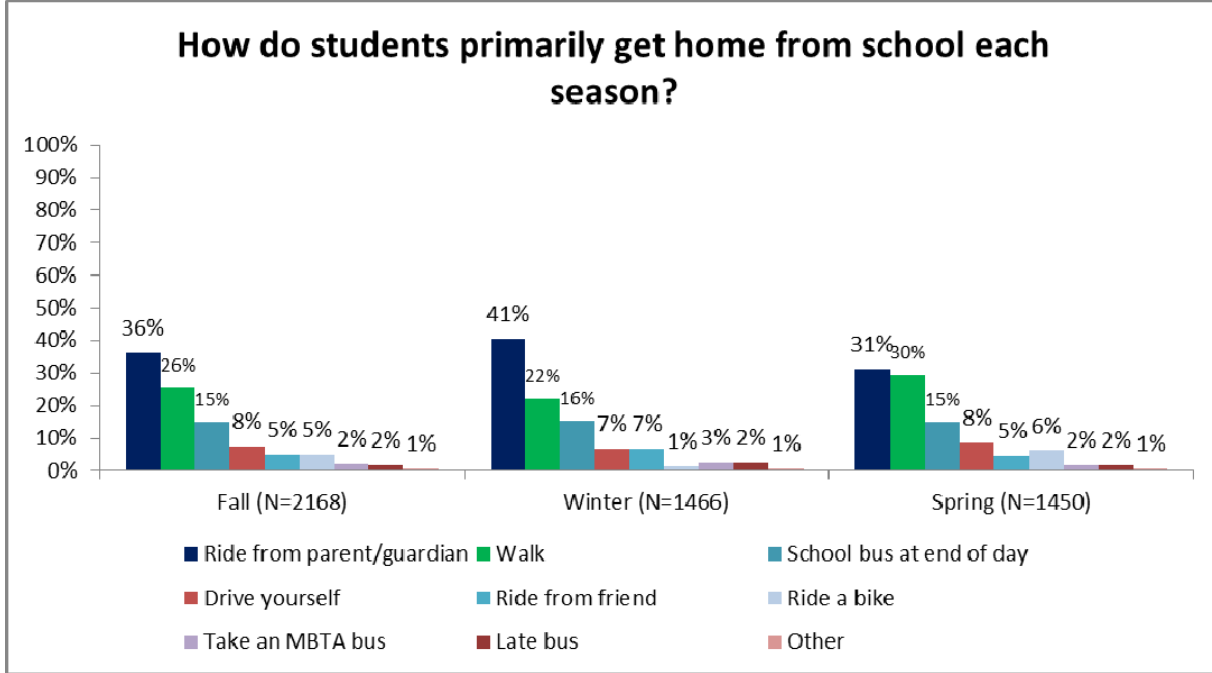


- ▶ Most students get a ride from a parent/guardian to school, followed by taking a school bus and walking

- ▶ More students at North walk than at South
- ▶ More students at South take a school bus than at North
- ▶ More students at South drive themselves than at North

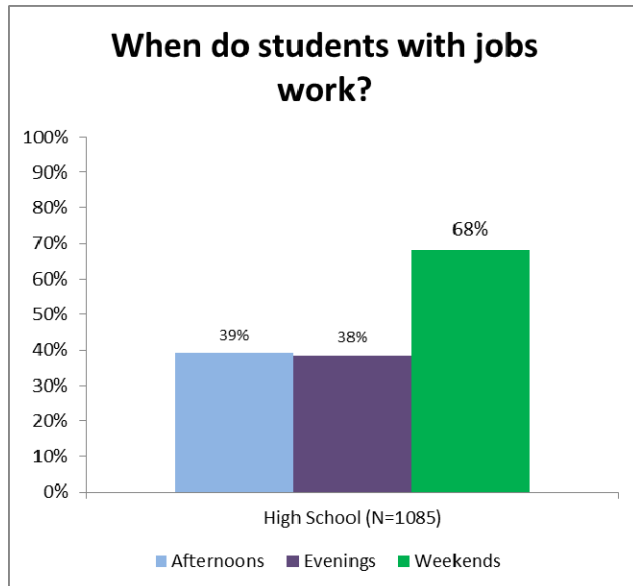
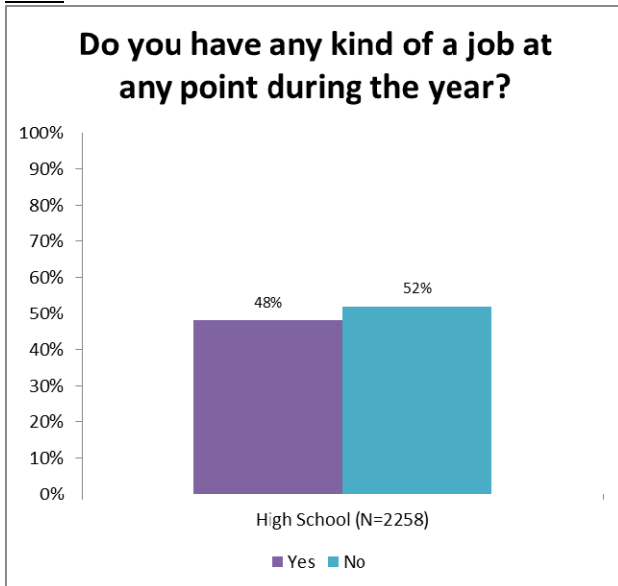
Note: Take the subway was also an option, but was chosen by only 1 student and is not reported.

Transportation home from school:



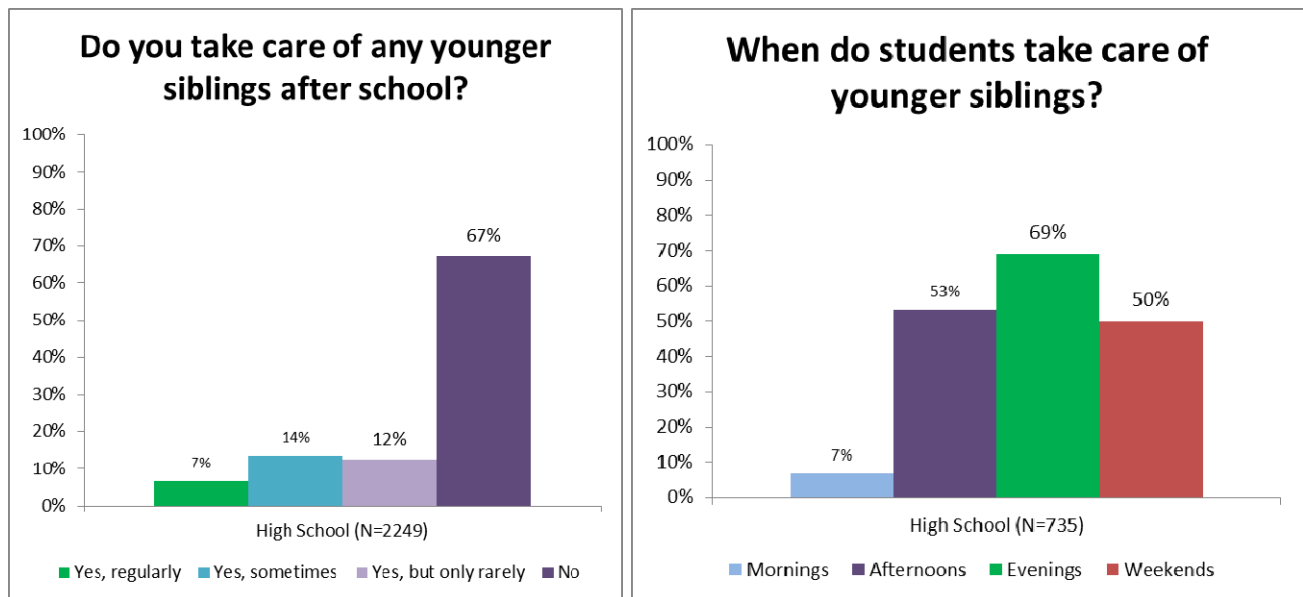
- ▶ Most students get a ride home from a parent/guardian, followed by walking and taking a school bus at the end of the day
- ▶ More students at North walk home than at South
- ▶ More students at South take a school bus home than at North
- ▶ More students at South drive themselves home than at North
- ▶ *Note: Take the subway was also an option, but chosen by only 7 students and is not reported.

Jobs



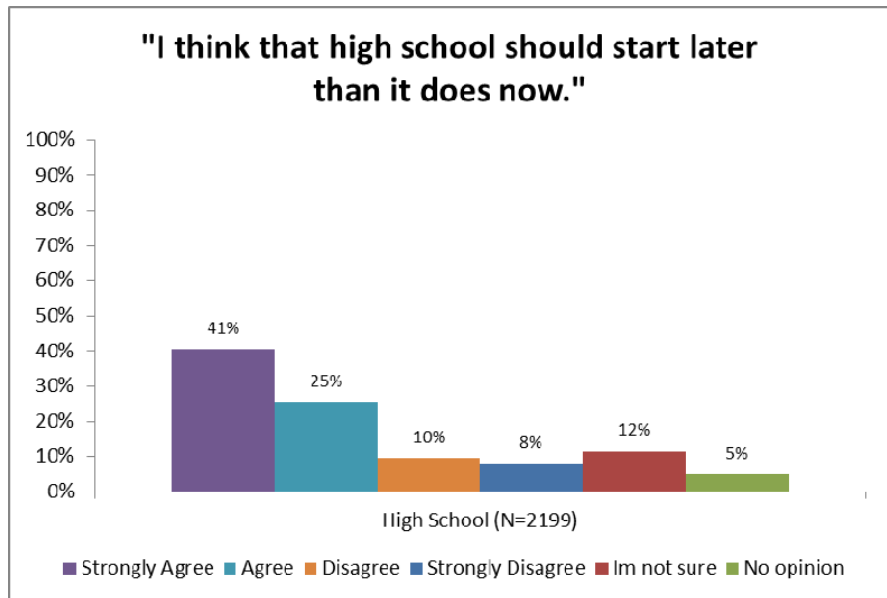
- ▶ 665 students at North (49%) and 420 students at South (46%) said they had a job
- ▶ A slightly higher percentage of students at North said they work in the afternoons (41%) and evenings (42%) than at South (36% and 33%)
- ▶ *Note: students could choose multiple answers to the question asking them when they work, so percentages will not sum to 100%

Taking Care of Siblings

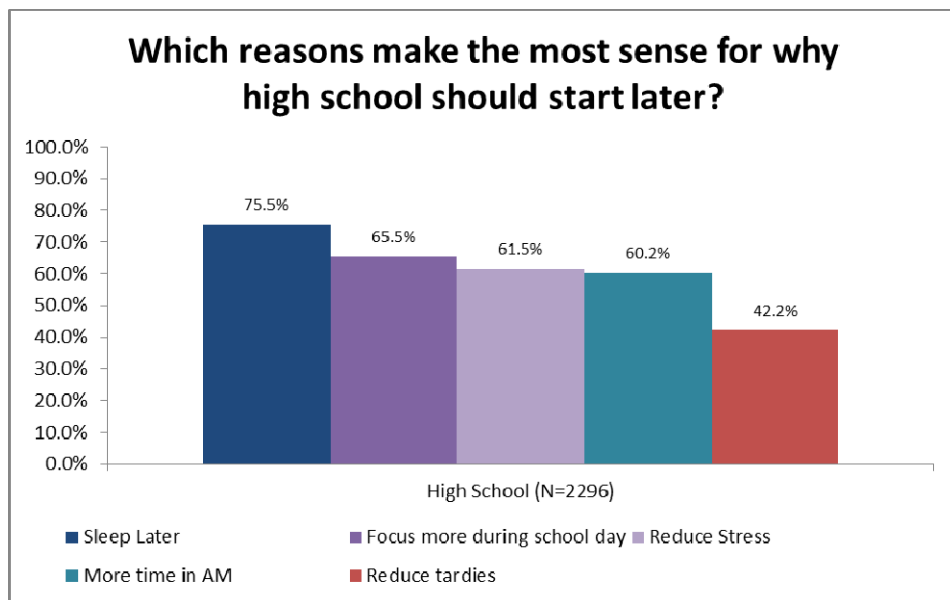


- ▶ 33% of students take care of younger siblings after school, with a slightly higher percentage of South students (36%) taking care of siblings than North students (30%)
- ▶ Most students take care of younger siblings on afternoons and evenings, with similar patterns for North and South students
- ▶ *Note: students could choose multiple answers to the question asking them when they take care of siblings, so percentages will not sum to 100%

Feedback from Students: Opinions

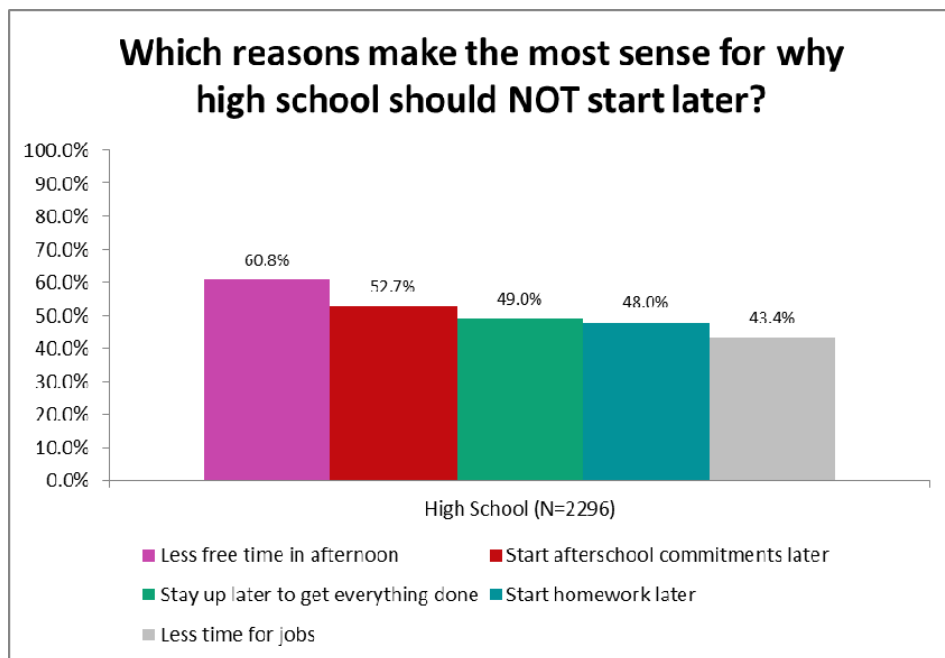


- ▶ Majority of students (66%) agree (Strongly Agree or Agree)
- ▶ Similar pattern at North (65% agreeing) and South (68% agreeing)



- ▶ Most students chose “Starting later would allow students to sleep later” as the reason that makes the most sense to them
- ▶ Similar patterns at North and South for responses

*Note: students could choose multiple answers so percentages will not sum to 100%



- ▶ Most students chose “Students would have less free time in the afternoons” as the reason that makes the most sense to them
- ▶ A higher percentage of students at North (48%) chose “Students would have less time for after school jobs” than at South (36%)

*Note: students could choose multiple answers so percentages will not sum to 100%

For additional information, visit: <http://www.newton.k12.ma.us/laterstarttime>